

Activity Book

Get ready with English 2

English 2nd grade

Brendan Dunne - Robin Newton



Edición especial para el Ministerio de Educación.
Prohibida su comercialización.



Get ready with English 2

English 2nd grade



Activity book

Brendan Dunne

B. Mus. University of Wales
PGCE, Roehampton Institute
M.A. in Teaching English to Young Learners, University of York

Robin Newton

B. Sc. in Social Policy, University of Bristol
PGCE, Roehampton Institute
M.A. in Teaching English to Young Learners,
University of York

Get Ready with English 2 has been adapted from the course *Beep* by Richmond under the direction of

RODOLFO HIDALGO CAPRILE

Editorial team:

Deputy director: Cristian Gúmera Valenzuela

Senior editor: Marcelo Cárdenas Sepúlveda

Editor: Manoli Camacho Ángeles

Editorial assistant: Francisca Abarca Arriagada
Jaime Madariaga Correa

Authors: Brendan Dunne

B. Mus. University of Wales
PGCE, Roehampton Institute
M.A. in Teaching English to Young Learners,
University of York

Robin Newton

B. Sc. in Social Policy, University of Bristol
PGCE, Roehampton Institute
M.A. in Teaching English to Young Learners,
University of York

Collaborators: Mariana Muñoz Zolotoochin
Javiera Palma Dabed
María Angélica Stiven
Andrés Herrera
Victoria Jackson

Head of design department: Verónica Román Soto

Design and layout: Sergio Pérez Jara
Nicolás Gatica Sánchez

Production: Rosana Padilla Cencever

Documentation: Cristian Bustos Chavarría

Music and recordings: Riera Sound, Suena Estudio

Song lyrics: Brendan Dunne and Robin Newton

Illustrators: Alins Illustration: Sonia Alins;
Gloria Celma, Marina Gómez Mut,
Juan Diego Molina Jiménez

Beehive illustration: Moreno Chiacchiera, Jim Peacock

Photos: © Manufacturas Artesanía Española S. L.,
Shutterstock, Getty Images

Familia tipográfica: Helvetica Neue LT / Playtime WHT / Print

Quedan rigurosamente prohibidas, sin la autorización escrita de los titulares del derecho de autor, bajo las sanciones establecidas en las leyes, la reproducción total o parcial de esta obra por cualquier medio o procedimiento, comprendidos la reprografía y el tratamiento informático, y la distribución en ejemplares de ella mediante alquiler o préstamo público.

La editorial ha hecho todo lo posible por conseguir los permisos correspondientes para las obras con derecho de autor que aparecen en el presente texto. Cualquier error u omisión será rectificado en futuras impresiones a medida que la información esté disponible.

© 2019, by Santillana del Pacífico S. A. de Ediciones.

Avda. Andrés Bello 2299, piso 10, Providencia, Santiago (Chile).

Impreso en A Impresores S.A.

ISBN: 978-956-15-3472-8 – Inscripción n° 310.681

Se terminó de imprimir esta 5ª edición de 192.307 ejemplares, en el mes de noviembre del año 2023. Cantidad de uso autorizada: 192.307.
www.santillana.cl infochile@santillana.com

Santillana® es una marca registrada de Grupo Santillana de Ediciones, S. L. Todos los derechos reservados.



This book belongs to:

Name: _____

Grade: _____

School: _____



Contents

Welcome
back!

Page 5

Unit **1**
Time for
school!

Page 8



Unit **2**
My clothes

Page 14



Unit **3**
The weather

Page 20



Unit **4**
Animals

Page 26



Unit **5**
Jobs

Page 32



Unit **6**
My free
time

Page 38



Unit **7**
The garden

Page 44



Unit **8**
The school
show

Page 50



Festivals Page 56

Cutouts Page 61

Welcome back!

1 Colour and write.

LANGUAGE PASSPORT

This is me!



Name:

Age:

Favourite pet:

Favourite food:

ABC 123456-7

2 Ask and answer.



Hello, David.
How are you?

I'm also fine, thanks!

I'm fine, thanks.
How are you?



What do I know?

3 Match.



chair

car



teddy

book



table

pencil



plane

cat



4 Read and number.

I like apples
and bananas.



I like cars
and dolls.



I like cats
and dogs.




Think back!

Colour the face that shows how much you remember.

I can...			
• Write about myself.			
• Recognize different objects.			
• Read about likes.			

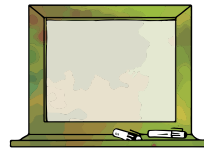
1 Match and say.



bin




bookcase



board



computer



cupboard




door



plant



teacher




window


2 Look and complete.




The hamster is _____
the books.



The hamster is _____
the table.



The hamster is _____
the pencil case.



The hamster is _____
the plant.

3 Listen and colour. 

a b c d e f g h i
j k l m n o p q r
s t u v w x y z

4 Play Simon says! 

nose knee ear
feet head mouth

Touch your ear!



5 Look and write.

The girl is under
the box.



6 Look, find, and colour. Follow the example. 



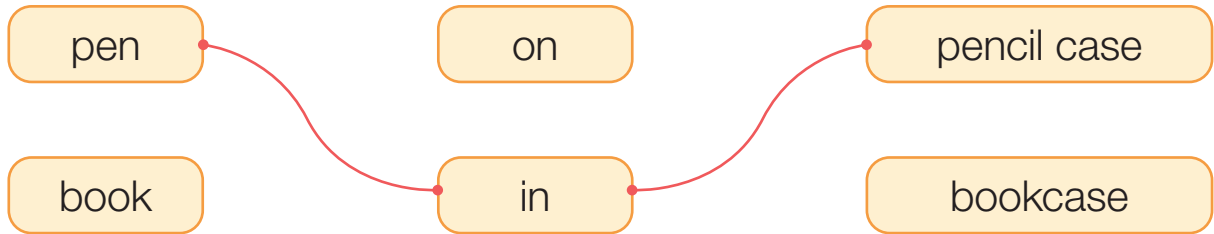
Where's the teddy?

It's in the school bag!

Yes! Colour it blue.

7 Match and say.

The **pen** is **in** the **pencil case**!



8 Now, answer: Where's your ... ?



Think back!

Colour the face about your learning.

I can...	
• Describe the position of objects.	
• Play a game.	
• Listen to a story.	
• Say words with the d sound.	

1 Look and match.



dress



jacket



jeans



jumper



shoes



shorts



trousers



T-shirt

2 Listen and colour. 

1




2




3 Listen and chant. 



What are you wearing today?
What are you wearing today?
Jumper and jeans, jumper and jeans.
That's what I'm wearing today.

4 Read, cut, and paste.

I need a jacket
and a hat!



I need trousers
and new shoes!

5 Read and colour.

I'm wearing a
green dress and
yellow shoes.



I'm wearing a purple
jacket, a red T-shirt,
and blue jeans.



6 Look, ask, and answer. 

Are you wearing trousers?

Yes / No

Are you wearing a dress?

Yes / No

Are you wearing a T-shirt?

Yes / No

Are you wearing shoes?

Yes / No

Are you wearing shorts?

Yes / No

7 Look and write.



I'm wearing a blue _____
and blue _____.



I'm wearing a pink _____
and _____ shoes.















I'm wearing a white
_____ and
brown _____.

8 Role-play.



Think back!

Colour the face about your learning.

I can...			
• Say <i>Are you wearing...?</i> and <i>What are you wearing?</i>			
• Say <i>I'm wearing...</i>			
• Do a fashion show.			
• Say words with the j sound.			

1 Look and number.




1. It's hot.

2. It's raining. 5. It's cold.

3. It's windy. 6. It's cloudy.



4. It's sunny. 7. It's snowing.



2 Look and describe. 



3 Draw your favourite type of weather.

4 Listen and colour. 5 Role-play and say. 

Yes! It's cold!

Is it cold?



6 Look and trace.



shorts

t-shirt

coat

hat

7 Look and match.

It's raining.

It's hot.

It's snowing.



8 Listen and sing. 

What's the weather like?
What's the weather like?
What's the weather like today?
Go and look out of the window!
What's the weather like today?



9 Write a letter about your favourite type of weather.




10 Look and say.

What's the weather like?



It's raining and it's cold.

Put your jumper and coat on!



Think back!

Colour the face that shows your learning of the unit.

I can...

• Say <i>What the weather's like?</i>			
• Play a game.			
• Talk about my favourite season.			
• Say words with the h sound.			

1 Look and write.



p e n g u i n



b _ _ _



s _ _ _



z _ _ _



l _ _ _



t _ _ _



m _ _ _



c _ _ _



e _ _ _

2 Look and write.

run

swim

jump

climb

fly



climb



3 Listen and complete.

Can an elephant
_ _ _ _ ?

Yes, it can! Elephants are
good swimmers.

Can it
_ _ _ ?

No, it can't.

Can it _ _ _ _
trees ?

No, it can't. It's too big!

4 Look and write.

can



can't



It _____ swim.


It _____ jump.

It _____ run.

5 Draw, guess, and describe.





What's this?



It's an elephant!

It can run.

It can't climb.



6 Complete and match.

A b _ i _ r _ d can fly.




A t _ g _ r can jump.

A z e _ _ a can't climb.

An _ lep _ ant can run.

A s _ _ ke can't run.

A p _ ngu _ n can swim.



7 Read and circle.



A bird can:

- a. jump
- b. fly**
- c. climb

A snake can't:

- a. walk
- b. swim**
- c. climb

A zebra can:

- a. run
- b. climb**
- c. fly

An elephant can't:

- a. climb
- b. walk**
- c. run

8 Ask and guess. 

Can it fly?

No, it can't.

Can it swim?

Yes, it can.

It's a penguin!

Yes!















Review

9 Play Chinese whispers.



Think back!

Colour the face that shows your learning of the unit.

I can...			
• Name animals.			
• Describe animals.			
• Say <i>Can a penguin fly? No it can't.</i>			
• Sing songs and chants.			

1 Look and write.



bus driver



chef



doctor



firefighter



footballer



musician



nurse



pilot





p i l o t













2 Read and match.

He's a nurse.

She's a footballer.

She's a teacher.

He's a firefighter.

She's a pilot.



3 Read, match, and colour. Follow the example.

He's a footballer.
He's got a green ball.

6


She's a nurse.
She's got a red cap.

She's a firefighter.
She's got a yellow jacket.

He's a musician.
He's got a purple guitar.

He's a bus driver.
He's got blue trousers.

She's a pilot.
She's got an orange bag.



4 Order and write.



a She's doctor

She's a doctor



chef He's a



bus driver a She's



He's musician a

5 Look and say. 

He's a police officer.
He's got a black hat.

6 Listen, cut, and paste. 

firefighter



doctor



teacher

7 Find and say.



This is a ...



She's a ...

C	V	F	P	L	A	N	E	S	K
H	U	O	P	H	I	P	K	X	Q
E	Z	O	J	E	Y	P	C	N	A
F	C	T	J	L	Z	Y	I	Z	Z
I	L	B	N	M	R	U	R	M	X
R	R	A	U	E	M	H	E	G	P
J	E	L	R	T	B	X	Y	L	G
F	K	L	S	S	U	C	L	B	Y
O	Z	E	E	A	S	Q	V	U	J
K	V	R	T	H	I	A	J	A	U



He's a ...



She's a ...









This is a ...



This is a ...

Think back!

Colour the face that shows your learning of the unit.

I can...			
• Name jobs.			
• Say <i>He's / She's a chef, etc.</i>			
• Say <i>She's / He's got a violin, etc.</i>			
• Create a poster.			

1 Look and number.

- | | |
|---------------------------|---------------------|
| 1. watching TV | 5. drawing |
| 2. playing computer games | 6. playing football |
| 3. reading a book | 7. dancing |
| 4. listening to music | 8. painting |



2 Listen and sing. 

What are you doing today?
What are you doing today?
There's a lot of fun for everyone.
So clap your hands and shout hooray!



3 Match. 

What are you doing?

I'm reading

TV

I'm watching

a book

I'm listening

to music



4 Look and answer.

Yes, I am. ✓

No, I'm not. ✗

Are you reading?




Yes, I am

Are you playing
computer games?Are you playing
football?

Are you drawing?



5 Look, role-play, and guess. 




Thomas



Carlos



Lucy



Susan




Lee



Ana



Oscar



Lucas



Esteban



Are you Thomas?



Yes, I am.

6 Read and complete.



like - name - free - listening

Hi! My _____ is Edward.
My favourite _____
time activity is _____
to music with my dad.
I really _____ rock
music. I think it's the best!

7 Order and write.

computer / I'm /
games / playing

book / reading / I'm / a



house / drawing / I'm / a



watching / I'm / TV

8 Interview your classmates and share.



What are you doing today?



I'm reading a book.

Name	Activity

Think back!

Colour the face that shows your learning of the unit.

I can...	
• Say <i>What are you doing? I'm listening to music.</i>	
• Say <i>Are you reading? Yes, I am.</i>	
• Sing songs and chants.	
• Play a game.	


Unit 7 The garden

1 Read and write.

watermelon pumpkin cauliflower peas
strawberries grapes carrots potatoes tomatoes

C _____

W _____



g _____

p _____

C _____

p _____

p _____

s _____

t _____

2 Read and match.

nineteen

eighteen

eleven

twelve

thirteen

12

14

18

11

17

15

16

20

19

13

twenty

fourteen

fifteen

sixteen

seventeen

3 Read, trace, and write.

Are they big? Are they small?



They are big.



They are small.



4 Listen and circle. 

 **11**
13 **14**   

 **10**
15 **17**   

5 Count and write the number.

 Nine



6 Draw and guess. 

It's a tomato!

**7** Talk about your favourite fruit or vegetable. 

My favourite vegetables
are pumpkins.

What's your
favourite vegetable?

Review

8 Play finger garden!

Step 1 – Get in groups.

Step 2 – Choose a number and a fruit or vegetable.

Step 3 – Show and count!



Five tomatoes!



Four carrots!



Three pumpkins!















Two grapes!



There are fourteen fruits and vegetables!

Think back!

Colour the face that shows your learning of the unit.

I can...			
• Name fruits and vegetables.			
• Count to 20.			
• Listen to a story.			
• Say <i>They are big</i> and <i>They are small</i> .			

Unit 8 The school show

Student's book
Pages 110-111

1 Look, write, and circle.

 I like it! /  I don't like it!

 / 



 / 



 / 



 / 



 / 



 / 



 / 



 / 



2 Listen, sing, and role-play.  

Can you ride a bike? Yes, I can.
Can you rollerblade? Yes, I can.
Can you play basketball? And sing a song?
Yes, I can. Yes, I can. Yes, I can.

3 Write **T** when it is True and **F** when False.

F



I can't rollerblade.



I can ride a bike.



I can do gymnastics.



I can't play the recorder.






I can sing.



I can play basketball.

4 Read, look, and number.

I can dance! I can play basketball! I can't sing! I can rollerblade! I can play the piano! I can't ride a bike! 

5 Look and write.



I can't rollerblade!



6 Read and complete.

seven - juggle
can - rollerblade - bicycle



Hello! My name's Brian.
I'm _____ years
old. I can't really _____
like my sister Lucy.
Or _____ balls in
the air like my dad. But
I _____ ride my _____
really fast!

7 Make a list of your talents!

I can say hello in English.

I can rollerblade.

1. I can _____ .

2. I can _____ .

3. I can _____ .

And much more!

8 Read and answer.

Hello! My name is Matias. These are my friends, Lucy and Claudio. We really like sports and fun activities. I can ride my bicycle really fast. Lucy can rollerblade and Claudio can swim. I can't juggle, Claudio can't juggle, but Lucy can!

Who can ride a bicycle? _____

Who can juggle? _____

Who can swim? _____
















Who can rollerblade? _____


9 Read and role-play. 




Think back!


Colour the face that shows your learning of the unit.

I can...			
• Say <i>Can you ride a bike? Yes, I can. / No, I can't.</i>			
• Say <i>I can play the guitar.</i>			
• Play a game.			
• Do a school show.			
• Say words with the z sound.			

- 1 Colour and describe your Easter egg. 



My egg is green,
red, and blue!



2 Match the Chilean traditions.

barbecue

spinning top

flying kites

dancing cueca

raise the flag



3 Learn a Halloween tongue twister!



Gonzalo gets goosebumps in Gabriela's house.
The garden has got a goofy little ghost
who forgot his wagon a long time ago.

4 Read and order.

Every Halloween, Andrés asks for sweets. He dresses as a scary monster! He goes to Pablo's house and says "Wrahhh!" to scare him. Then, they go to Lucy's house. Andrés, Pablo, and Lucy ask for sweets with Pablo's mum and dad.

They go to Lucy's house.

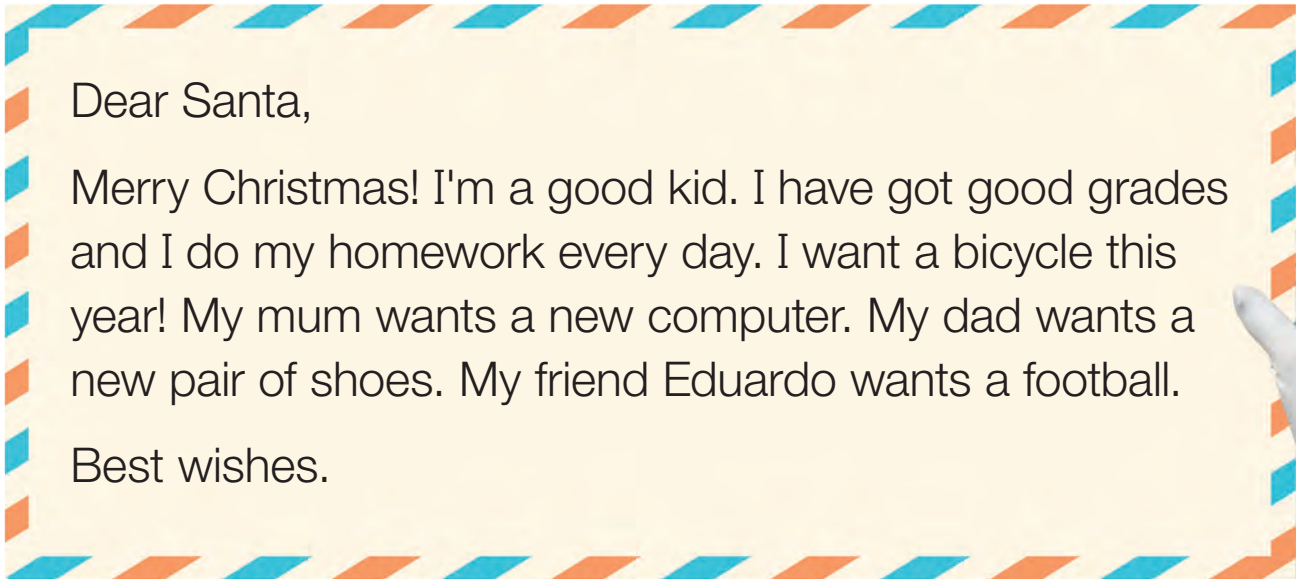
They go ask for sweets.

Andrés goes to Pablo's house.

Andrés scares Pablo.

5 Write your Christmas letter!

Ask for one thing for yourself, one thing for your parents, and one thing for a friend!



6 Look and complete.

 LANGUAGE PASSPORT

Name:

Age:

Favourite food:


ABC 123456-7

This is me!



Now I can...

- name my clothes.
- say what the weather's like.
- name animals.
- name jobs.
- talk about my free time.
- name vegetables and fruits.
- talk about my talents.



3rd grade,
here we go!



Unit 2 – Page 16 Activity book




Unit 5 – Page 36 Activity book





Extra material Unit 1 – Stop and think!



Extra material Unit 8 – Page 116 Student's book



See you soon

Good bye

