

Activity Book

# Get ready with English 1

English 1<sup>st</sup> grade

Brendan Dunne – Robin Newton

Teddy Bear



Orange



Giraffe

Train



Edición especial para el Ministerio de Educación.  
Prohibida su comercialización.



Richmond



# Get ready with English 1

English 1<sup>st</sup> grade



Activity book

## **Brendan Dunne**

B. Mus. University of Wales  
PGCE, Roehampton Institute

M.A. in Teaching English to Young Learners, University of York

## **Robin Newton**

B. Sc. in Social Policy, University of Bristol

**Get Ready with English 1** has been adapted from the course *Beep* by Richmond under the direction of

## **RODOLFO HIDALGO CAPRILE**

### **Editorial team:**

**Deputy director:** Cristian Gúmera Valenzuela

**Senior editor:** Marcelo Cárdenas Sepúlveda

**Editor:** Manoli Camacho Ángeles

**Editorial assistant:** María Constanza Casacuberta

**Authors: Brendan Dunne**

B. Mus. University of Wales  
PGCE, Roehampton Institute  
M.A. in Teaching English to Young Learners,  
University of York

**Robin Newton**

B. Sc. in Social Policy, University of Bristol  
PGCE, Roehampton Institute  
M.A. in Teaching English to Young Learners,  
University of York

**Collaborators:** Mariana Muñoz Zolotoochin

Javiera Palma Dabed  
María Angélica Stuvan  
Andrés Herrera  
Victoria Jackson

**Head of Design department:** Verónica Román Soto

**Design and layout:** Sergio Pérez Jara

**Production:** Rosana Padilla Cencever

**Documentation:** Cristian Bustos Chavarría

**Music and recordings:** Riera Sound, Suena Estudio

**Song lyrics:** Brendan Dunne and Robin Newton

**Illustrators:** Alins Illustration: Sonia Alins;  
Gloria Celma, Marina Gómez Mut,  
Juan Diego Molina Jiménez

**Beehive illustration:** Moreno Chiacchiera, Jim Peacock

**Photos:** © Manufacturas Artesanía Española S. L.,  
Shutterstock, Getty Images

Familia tipográfica: Helvetica Neue LT / Playtime WHT / Print

Quedan rigurosamente prohibidas, sin la autorización escrita de los titulares del derecho de autor, bajo las sanciones establecidas en las leyes, la reproducción total o parcial de esta obra por cualquier medio o procedimiento, comprendidos la reprografía y el tratamiento informático, y la distribución en ejemplares de ella mediante alquiler o préstamo público.

La editorial ha hecho todo lo posible por conseguir los permisos correspondientes para las obras con derecho de autor que aparecen en el presente texto. Cualquier error u omisión será rectificado en futuras impresiones a medida que la información esté disponible.

© 2019, by Santillana del Pacífico S. A. de Ediciones.

Avda. Andrés Bello 2299, piso 10, Providencia, Santiago (Chile).

Impreso en A Impresores S.A.

ISBN: 978-956-15-3469-8 – Inscripción n° 310.685

Se terminó de imprimir esta 5ª edición de 190.874 ejemplares, en el mes de noviembre del año 2023. Cantidad de uso autorizada: 190.874.  
www.santillana.cl infochile@santillana.com

Santillana® es una marca registrada de Grupo Santillana de Ediciones, S. L. Todos los derechos reservados.



This book belongs to:

Name: \_\_\_\_\_

Grade: \_\_\_\_\_

School: \_\_\_\_\_



# Contents

Hello!

Page 5

Unit 1  
At school

Page 8

Unit 2  
My body

Page 14

Unit 3  
My family

Page 20

Unit 4  
Perfect  
pets

Page 26

Unit 5  
My favourite  
food

Page 32

Unit 6  
My toys

Page 38

Unit 7  
In the  
house

Page 44

Unit 8  
On holiday

Page 50

Festivals Page 56

Cutouts Page 61

# Hello!

## 1 Trace and match.



## 2 Ask and answer.



### 3 Read and colour.

1 red

2 blue

3 yellow

4 green

5 purple

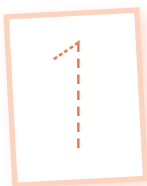
6 orange

7 pink





**4** Trace the number.



one



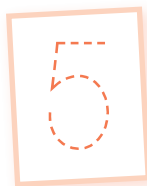
two



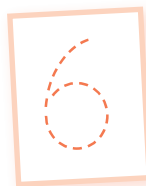
three



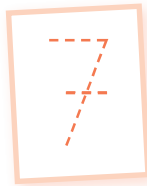
four



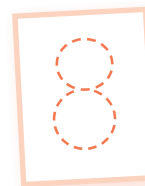
five




six



seven



eight



nine




ten

**5** Count and write.



## 1 Trace and match.



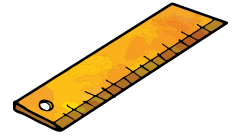
pencil




school bag



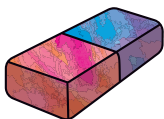
pen



ruler




rubber




pencil case



sharpener



book



**2** Look and write.

sharpener pencil ruler

What's this?



It's a  
pencil.

What's this?




It's a

What's this?

It's a



3 Listen and match. 


Jim




Jenny



Lucy

4 Listen and sing. 

Let's be friends.  
Let's share our things.  
Clap your hands and  
sing, sing, sing.



5 Trace and match.

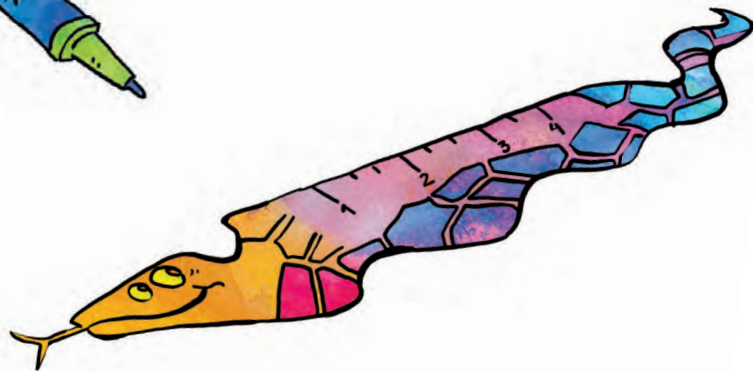


1 It's a pencil case.


2 It's a sharpener.

3 It's a pen.

4 It's a school bag.

5 It's a ruler.




**6** Listen and colour. 

r f d










## 7 Look and play.

What's on my  ?



### Think back!

Colour the face that shows your learning of the unit.

I can...	
• Name school objects.	  
• Sing songs and chants.	  
• Role-play a story.	  

# Unit 2 My body

## 1 Look and write.



hand




toes



knee



feet



leg



hair



arm



head



2 Trace and number.



hair

arm

hand

feet

leg

toes

knee

head

**3 Match and do.** **1** stamp your feet**2** turn around**3** wave your arms**4** nod your head**5** shake your hands**6** touch your toes**7** clap your hands

**4** Trace and match.

mouth

eye


ear

hair

nose




**5** Draw and colour.



**6 Read and colour.**

My eyes are black.  
My hair is red.



My eyes are blue.  
My hair is black.

**7 Complete about yourself.**

My eyes are \_\_\_\_\_

My hair is \_\_\_\_\_

**8 Draw yourself.**













This is me!

9 Spin, point, and say. 



## Think back!

Colour the face that shows your learning of the unit.

I can...			
• Name parts of the body.			
• Follow a short dialogue.			
• Enjoy a story.			
• Sing songs and chants.			

## 1 Trace and match.

brother

sister

mum



dad

granny

grandad

2 Look and number.



My sister.


My granny.

My dad.

My granddad.

My mum.

My brother.

3 Cut, paste, and say. 

## 4 Look and write.

my is sister This

This is my sister.

my is brother This


\_\_\_\_\_

\_\_\_\_\_

\_\_\_\_\_.



5 Listen and complete. 




6 Count and write.



## 7 Look and write.

old you How are

?



7 I'm old years

## 8 Look and say.



How old are you?



I'm 7 years old.

How old are you?



I'm 9 years old.

## 9 Look and match.



This is my dad.



This is my granny.



This is my brother.



This is my mum.

## Think back!

Colour the face that shows your learning of the unit.

I can...			
• Name family members.			
• Say my age.			
• Enjoy a story.			
• Sing songs and chants.			

# Unit 4 Perfect pets

## 1 Trace and match.



frog



cat



rabbit



dog



hamster



goldfish




rat




parrot


**2** Look and colour.



rabbit



cat



parrot



dog

3 Ask and answer. 

Is it a rabbit?

Is it a parrot?

Is it a cat?

Is it a dog?

Is it red?

Is it pink?

Is it blue?

Is it purple?



Yes, it is.

No, it isn't.



4 Play Simon Says. 



Jump!



Run!



Stand up!



Sit down!



Catch!



Go to sleep!

5 Listen again and number. 

1





## 6 Look and match.



goldfish

rat

parrot

hamster

rabbit

dog










cat

frog



## Think back!

Colour the face that shows your learning of the unit.

I can...	
• Say the name of pets.	  
• Enjoy a story.	  
• Follow instructions.	  

## 1 Read and colour.



pizza = red and yellow



cheese = yellow



cake = pink



yoghurt = purple



bananas = yellow



apples = green



chicken = brown



oranges = orange



2 Listen and ✓ or ✗.  6



Ruby

Lee



Lee



3 Ask and answer ✓ or ✗. 



Me



My friend

## 4 Trace and complete.



= I like...



I don't like...

Do you like yoghurt?



No, I don't like yoghurt.

Do you like oranges?



oranges.

Do you like apples?



apples.

**5** Look and match.



fish



sausages



bread



juice



spaghetti



6 Listen and say. 



Charlie and Chippy  
like chocolate.



Charlie and Chippy like  
chocolate and chicken.



Charlie and Chippy like  
chocolate and chicken  
and cheese.



## 7 Match.



bananas



bread



yoghurt

chocolate



chicken












oranges



## Think back!

Colour the face about your learning of the unit.

I can...	
<ul style="list-style-type: none"> <li>Name food.</li> </ul>	  
<ul style="list-style-type: none"> <li>Express likes and dislikes.</li> </ul>	  
<ul style="list-style-type: none"> <li>Sing songs and chants.</li> </ul>	  

## 1 Trace and match.




plane




doll



ball



train



kite




car



computer game



teddy



bike



2 Look and role-play. 

Have you got a bike?

Yes, I have.



Jaime



Carmen




3 Listen and sing. 

Toys, toys, toys for girls and boys,  
Come and play!  
Come and play!  
Toys, toys, toys for girls and boys,  
Come and play with me!

## 4 Match and say.

I have a...

Have you  
got a...I don't  
have a...Have you  
got a...computer  
game

train



doll



car

5 Match and trace.



teddy



car



guitar



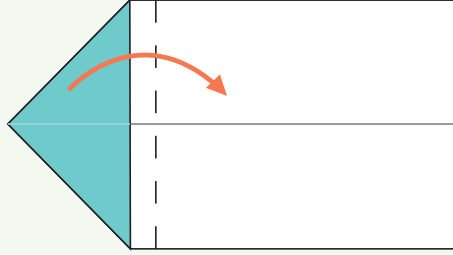
kite

# 6 Make your own paper plane.

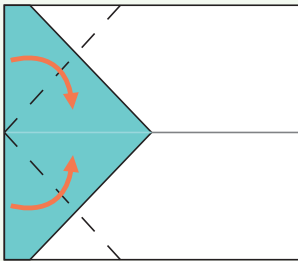
1



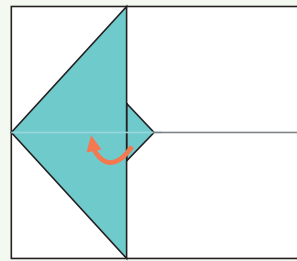
2



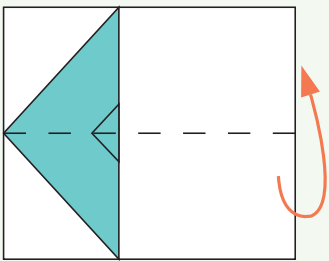
3



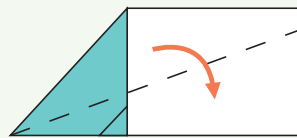
4



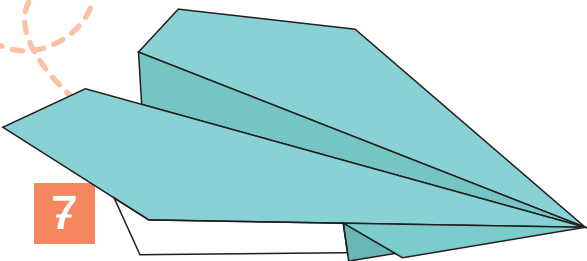
5



6




7



I have got a  
paper plane.

## 7 Trace and match.



train


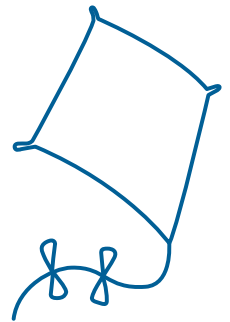

kite

plane

ball










bike

car



## Think back!

Colour the face about your learning of the unit.

I can...	
• Name toys.	  
• Ask my friends about their toys.	  
• Sing songs and chants.	  

# Unit 7 In the house


1 Read and complete.





bathroom



hall



living room



kitchen



bedroom



garden

2 Look and circle.



living room / hall



bathroom / garden



bedroom / hall



living room / bathroom


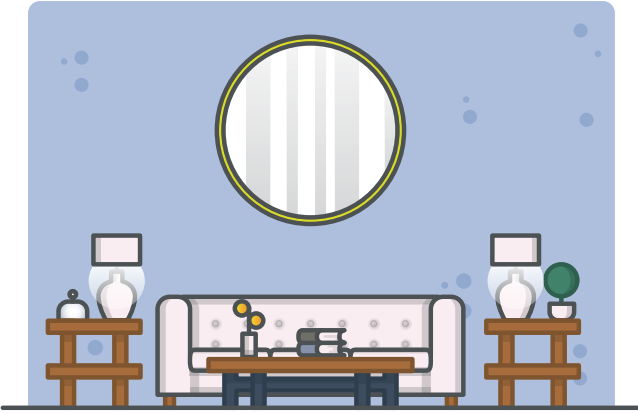


bedroom / hall



kitchen / bathroom

3 Draw  ,  ,  , and say. 




Where's the  ?

It's in the...





4 Look and circle.



- 1 The doll's **in** / **on** the bed.
- 2 The book's **in** / **on** the table.
- 3 The cat's **in** / **on** the bed.
- 4 The teddy's **in** / **on** the chair.
- 5 The dog's **in** / **on** the school bag.

**5 Write and say.**

Where's the doll?

It's on the bed.



Where's the teddy?

\_\_\_\_\_

\_\_\_\_\_

\_\_\_\_\_



Where's the pencil?





\_\_\_\_\_

\_\_\_\_\_

\_\_\_\_\_

## 6 Match and colour.



living room



bathroom

bedroom

kitchen

garden

hall



## Think back!

Colour the face that shows your learning of the unit.

I can...			
• Name the rooms of a house.			
• Find objects in a house.			
• Enjoy a story.			


# Unit 8 On holiday

## 1 Find and count.




boat

2



crab



lighthouse



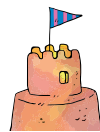
dolphin



seagull



shark



sand castle



shell


**2** Look and write.




boat



shell



dolphin



seagull

**3** Look and circle.



seagull / crab



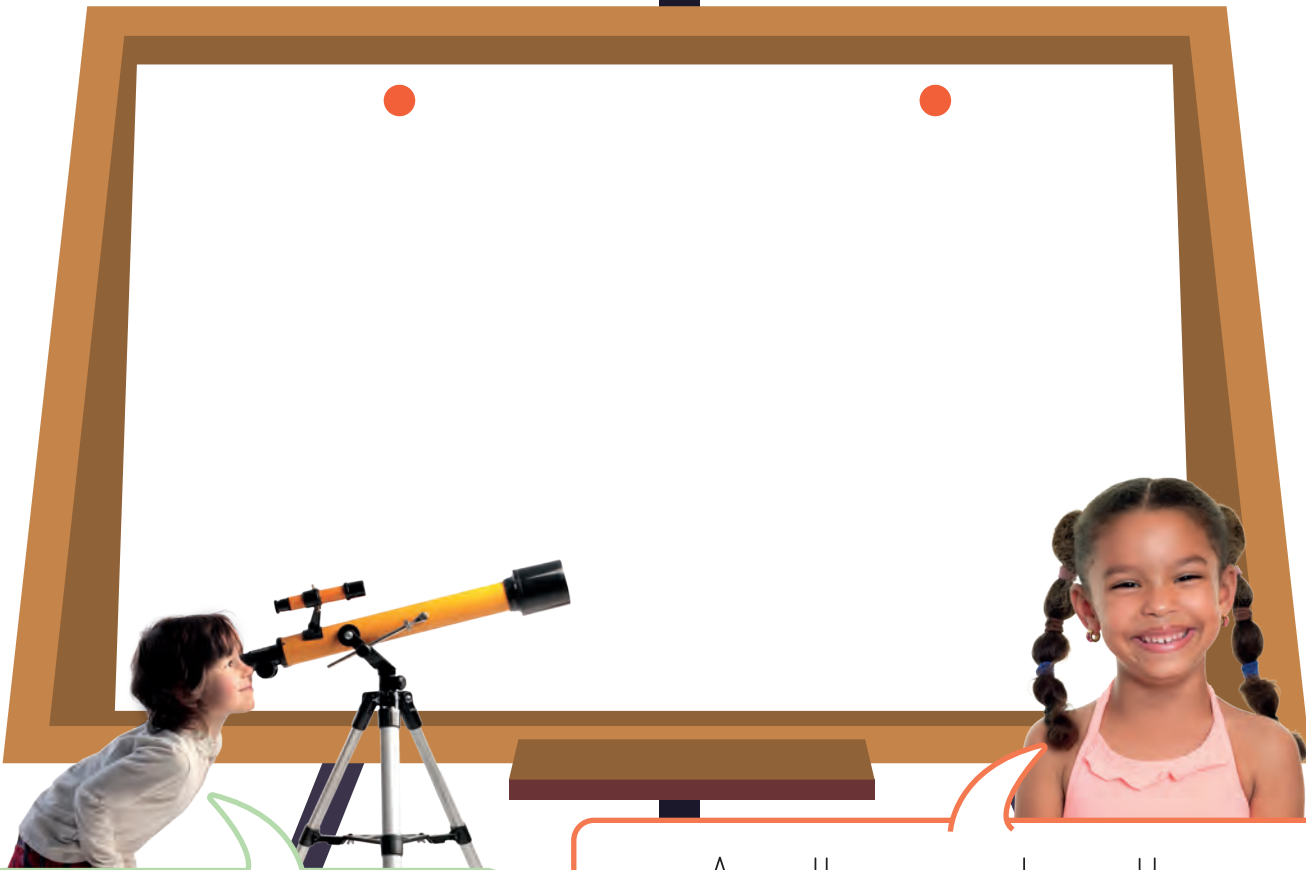
shark / shell



boat / lighthouse

4 Sing. 

At the seaside.  
At the seaside.  
What can you see?  
Boys and girls and boats.  
Boys and girls and boats.  
That's what I can see.

5 Say and draw. 

What can you see?

A yellow sand castle.  
A red crab and a blue shark.

**6** Trace and number.

I'm sad.

I'm bored.

I'm hungry.

I'm scared.

I'm happy.



7 Listen again, cut, and paste. 

1



2



3



4





# Review

## 8 Match and role-play.



I'm happy.

I'm sad.










I'm scared.

I'm bored.



### Think back!

Colour the face that shows your learning of the unit.

I can...	
• Say the seaside words.	  
• Name seaside activities.	  
• Say <i>I'm happy</i> / <i>I'm sad</i> .	  

1 Match and colour.



My egg's green.



My egg's red.




My egg's yellow.



My egg's orange.



## 2 Trace and number.



ghost

vampire


skeleton

witch

cat

monster

3 Create your Christmas card.



1 Paint.



2 Glue.



3 Trace and cut.



4 Draw.



5 Glue.



6 Write.

## 4 Look and complete.

### LANGUAGE PASSPORT

Name:

---

---

---

Age:

---

---

---

Favourite toy:

---

---

---

Favourite pet:

---

---

---

Favourite food:


---

---

---


ABC 123456-7

This is me!



I can talk in English about...

- my classroom.
- my body.
- my family.
- my house.
- my holidays.



2<sup>nd</sup> grade!  
Here we go!







## Unit 3 – Page 22 Activity book

granny




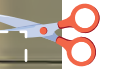

brother



dad



## Unit 8 – Page 54 Activity book










Extra material Unit 1 – Stop and think!



Extra material Unit 5 – Student's book, page 51







